

Finlay Community School Predicted Data 2019/2020

This data is predicted. We were asked by the Local Authority to submit teacher assessment data, based on the results we thought the children would have achieved had they remained in school and not been impacted by Coronavirus and lockdown.

KS2 Results

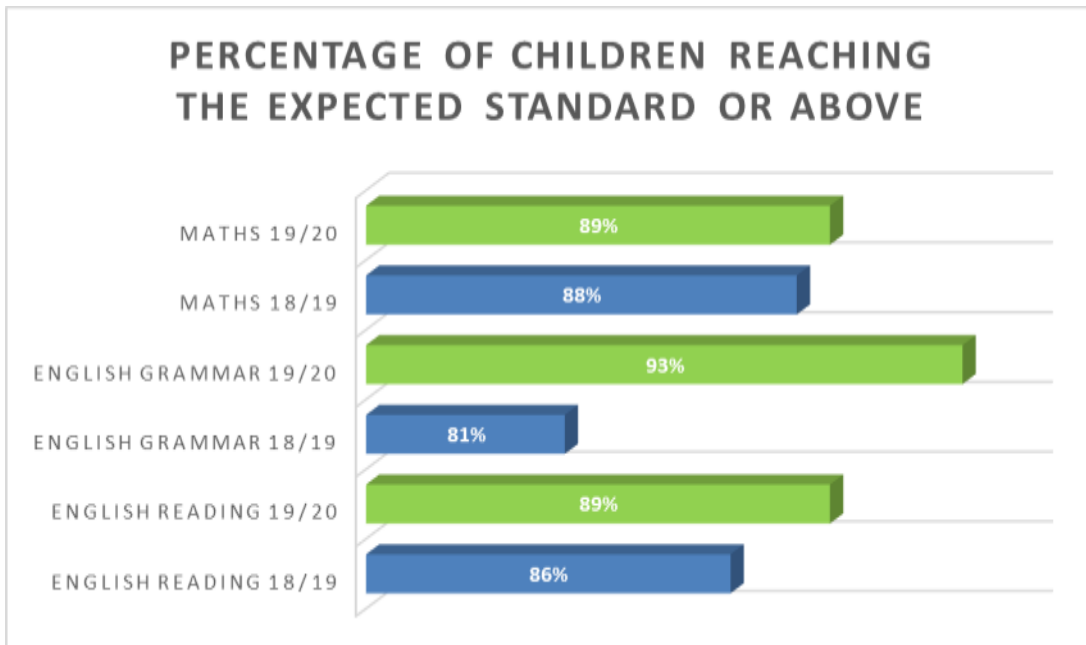
KS2 Predicted Data Outcomes 2019/2020

KS2 Results		% achieving each level	
		EXP+	GDS
Reading	Finlay	89.6%	34%
	National		
Writing	Finlay	86%	21%
	National		
Maths	Finlay	89.6%	31%
	National		
Spelling, Punctuation and Grammar	Finlay	93%	41%
	National		

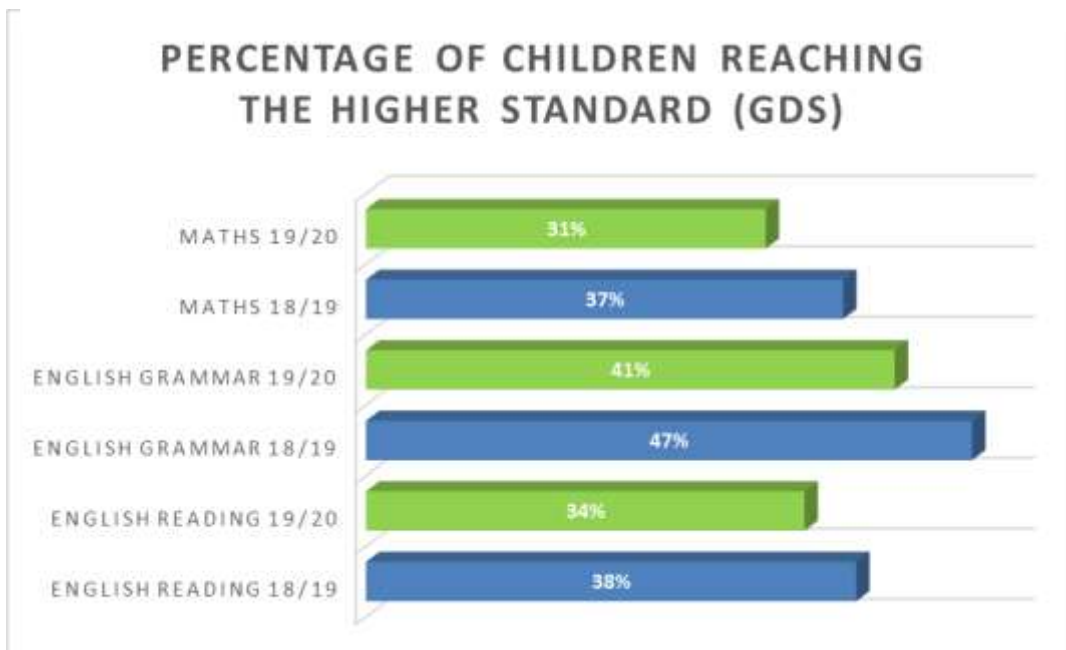
Predicted Average Progress Score in KS2

Reading	+2.24
Writing	+1.23
Maths	+1.89

Percentage of Children Reaching the Expected Standard or Above



Percentage of Children Reaching the Higher Standard (GDS)

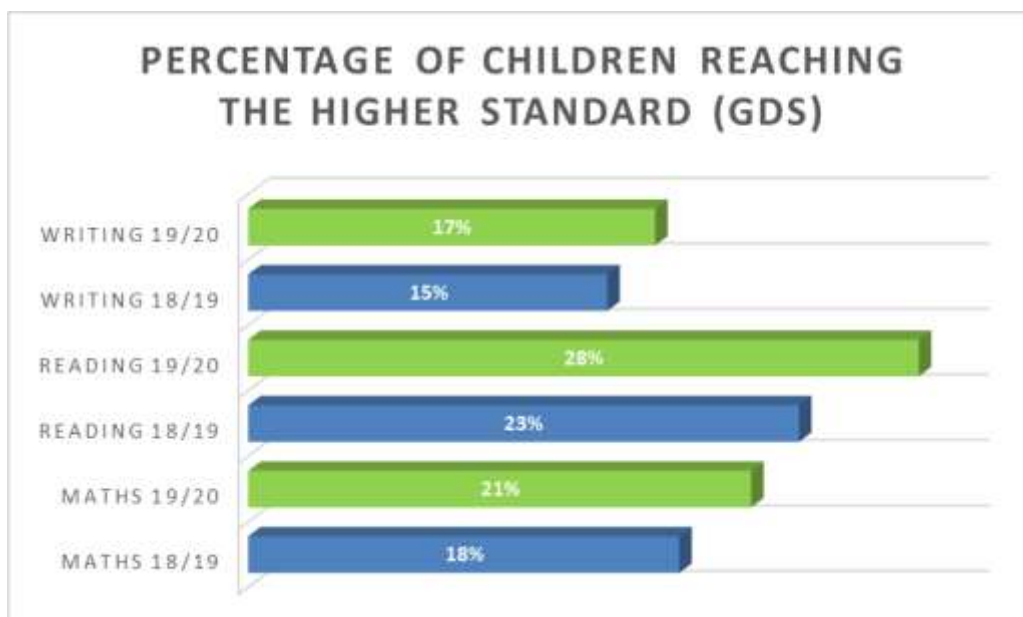
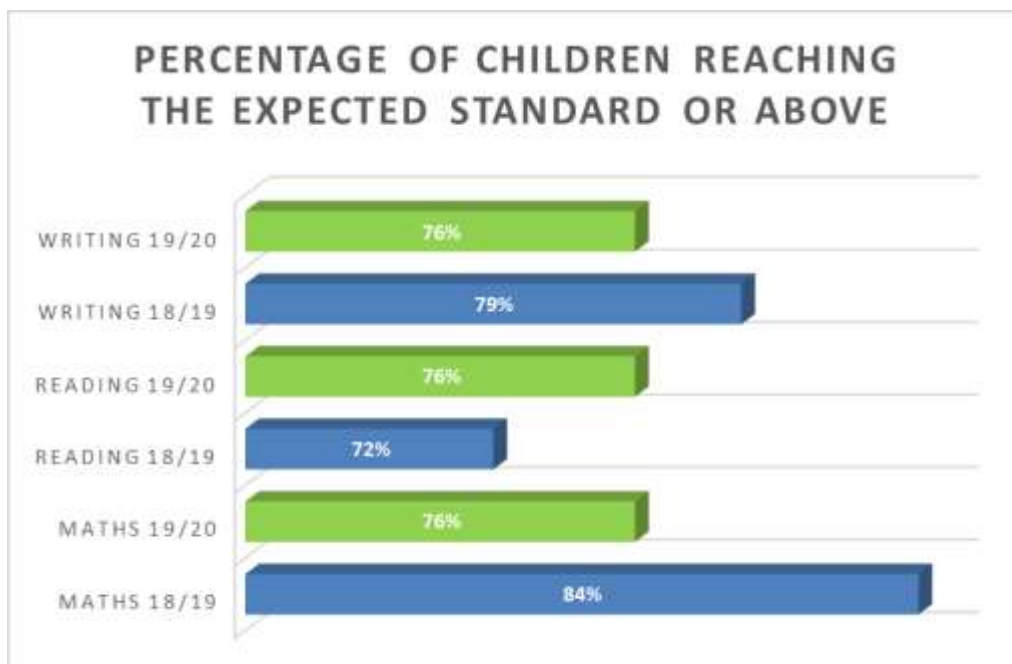


KSI Results

KSI Predicted Data Outcomes 2019/2020

KS2 Results		% achieving each level	
		EXP+	GDS
Reading	Finlay	76%	28%
	National		
Writing	Finlay	76%	17%
	National		
Maths	Finlay	79%	21%
	National		

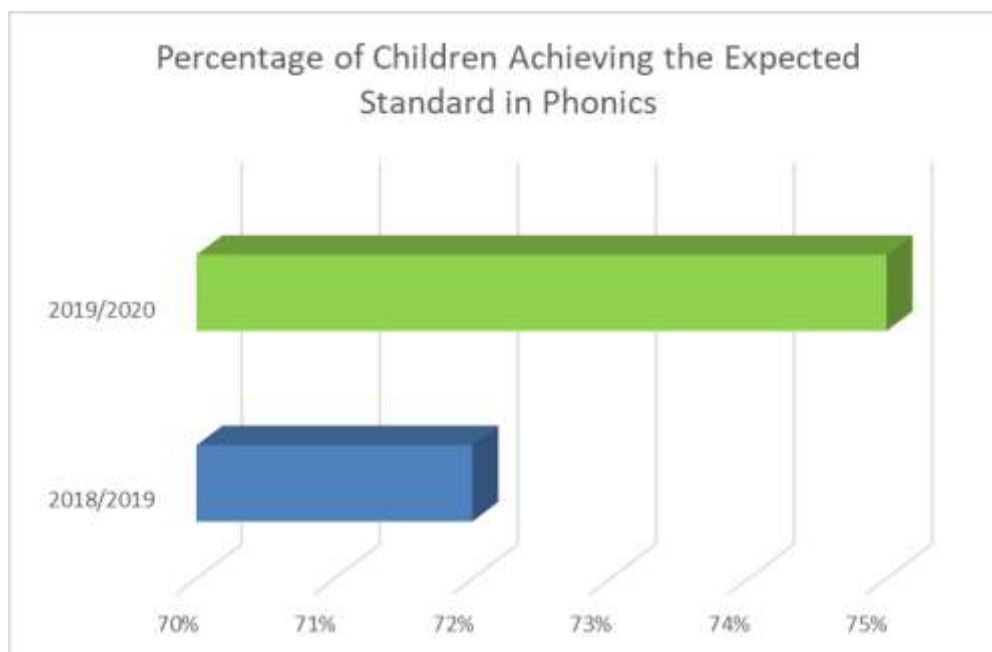
Percentage of Children Reaching the Expected Standard or Above



Year 1 Phonics Predicted Outcomes 2019/2020

2019/2020 Predicted Data: 75% (Based on the pass mark being 32)

Achieving the expected standard in phonics	Not achieving the expected standard in phonics
75%	25%



Foundation Stage Results

Area of Development	% Achieving Expected or better Level
	Finlay
Reading	81%
Writing	77%
Numbers	86%
Shape Space and Measures	86%
Overall	
Good Level of Development (GLD)	79%