

## Finlay Community School - Teacher Assessed Data 2020/2021

This data is based on teacher assessment. There was no requirement in 2021 to submit data to the local authority. There was not any standardised assessments either.

### KS2 Results

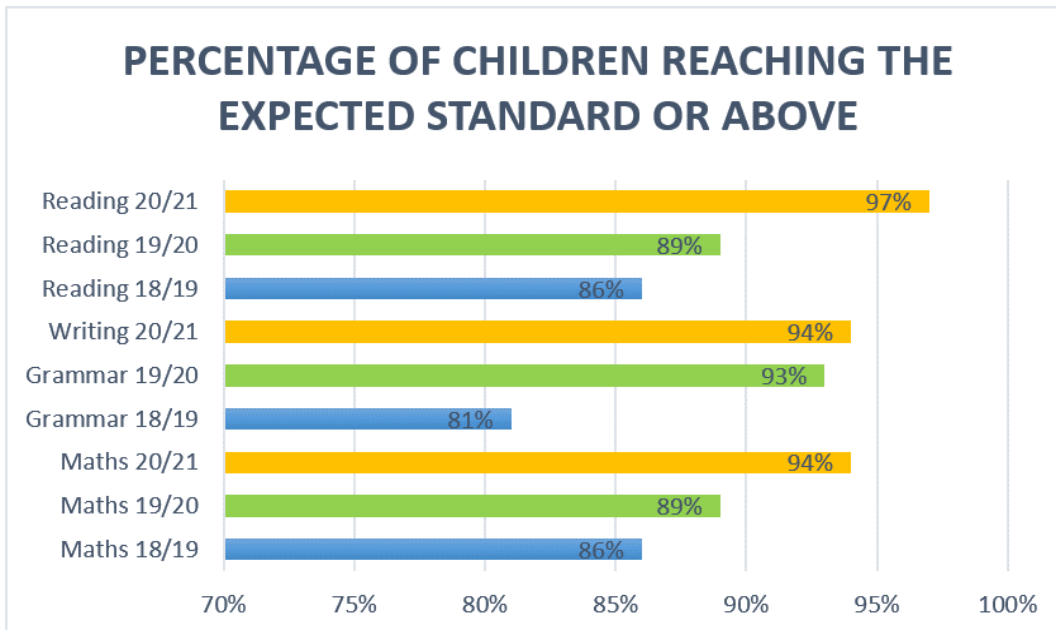
#### KS2 Teacher Assessment Data Outcomes

KS2 Results		% achieving each level	
		EXP+	GDS
Reading	Finlay	97%	32%
	National		
Writing	Finlay	94%	26%
	National		
Maths	Finlay	94%	32%
	National		

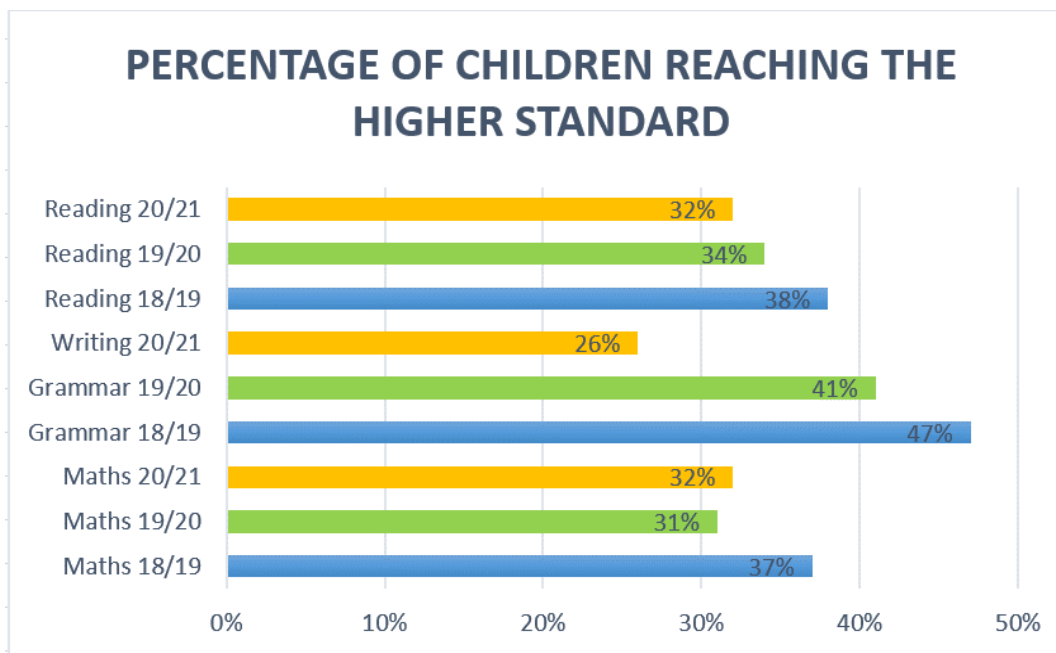
### Data Analysis completed from Fischer Family Trust

<u>Name</u>	<u>Estimated Attainment</u>	<u>Attainment</u>	<u>Progress</u>
% Expected Standard+ (Re, Wr, Ma)	71%	93%	+22%
% Higher Standard (Re, Wr, Ma)	12%	17%	+ 5%
Average Scaled Score (Re, GPS, Ma)	106.2	106.6	+0.5
Average Scaled Score (Re, Ma)	105.6	106.5	+0.9
% Expected Standard+ Reading	77%	97%	+20%
% Higher Standard Reading	30%	33%	3%
Scaled Score Reading	104.8	106.5	1.8
% Expected Standard+ Writing	81%	93%	13%
% Higher Standard Writing	23%	27%	3%
Scaled Score Writing	106.7	107.1	0.4
% Expected Standard+ Maths	86%	93%	8%
% Higher Standard Maths	33%	33%	0
Scaled Score Maths	106.4	106.4	0

Percentage of Children Reaching the Expected Standard or Above



Percentage of Children Reaching the Higher Standard (GDS)



## KS1 Results

### KS1 Teacher Assessment Data Outcomes 2020/2021

KS1 Results		% achieving each level	
		EXP+	GDS
Reading	Finlay	66%	29%
	National		
Writing	Finlay	68%	17%
	National		
Maths	Finlay	75%	21%
	National		

### Percentage of Children Reaching the Expected Standard or Above

#### Reading

2018/2019	2019/20 Predicted	2020/21 Predicted
72%	76%	66%

#### Writing

2018/2019	2019/20 Predicted	2020/21 Predicted
79%	76%	68%

#### Mathematics

2018/2019	2019/20 Predicted	2020/21 Predicted
84%	76%	75%

### Percentage of Children Reaching the Higher Standard (GDS)

#### Reading

2018/2019	2019/20 Predicted	2020/21 Predicted
23%	28%	29%

### Writing

2018/2019	2019/20	2020/21
	<i>Predicted</i>	<i>Predicted</i>
15%	17%	17%

### Mathematics

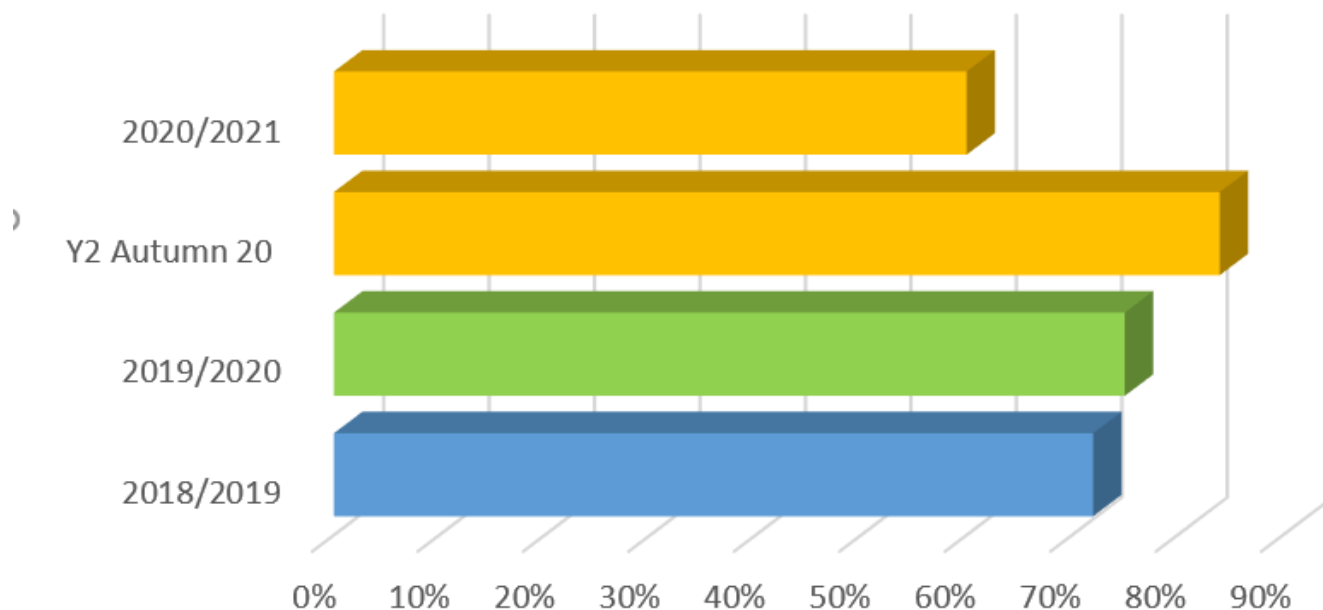
2018/2019	2019/20	2020/21
	<i>Predicted</i>	<i>Predicted</i>
18%	21%	21%

### Year 1 Teacher Assessment Data Outcomes 2020/2021

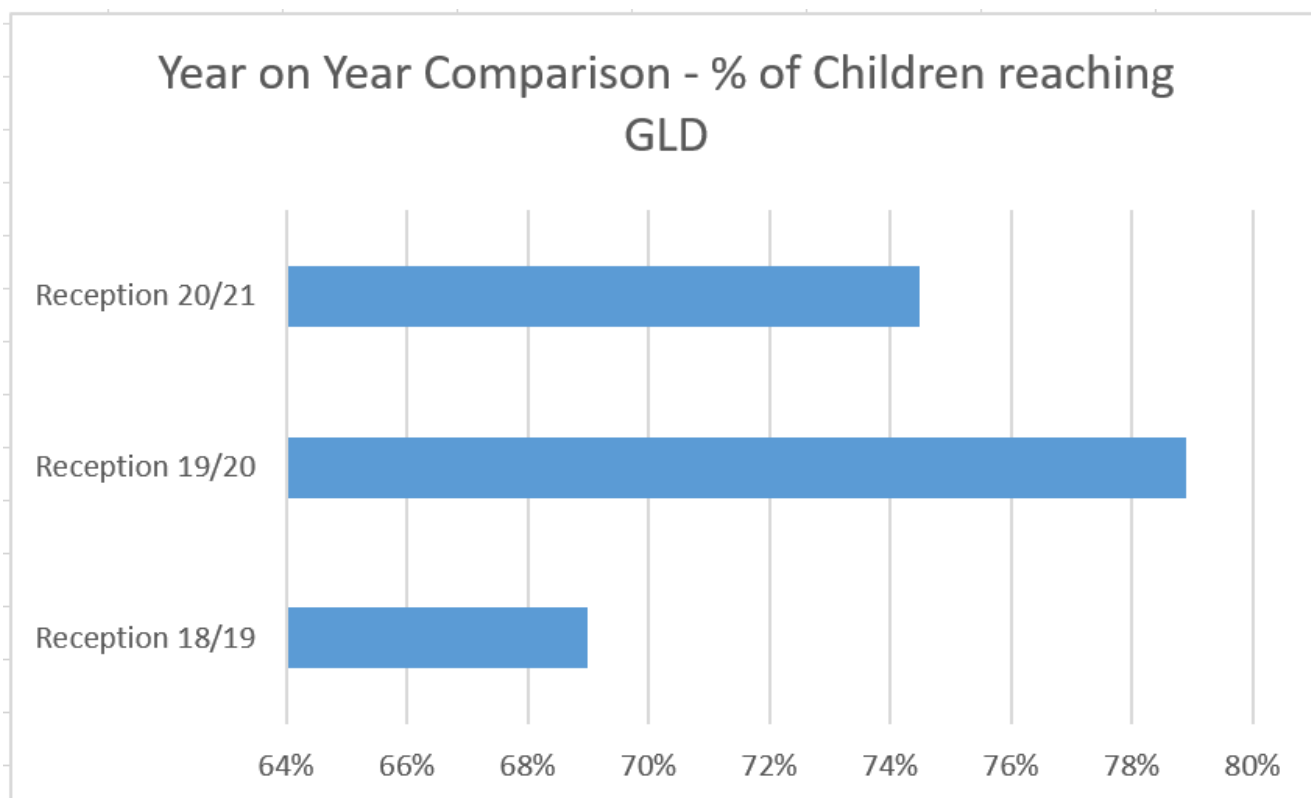
	Achieving the expected standard in phonics	Not achieving the expected standard in phonics
Year 2 Autumn 20	84%	16%
Year 1 Summer 21 **	60%	40%
Year 2 Autumn 21	TBC	TBC

*\*\*Please note, phonics screening check for this academic year needs completing in Autumn 2 2020/21 when the children are in Year 2. We chose to complete one in the Summer of Year 1 to identify target groups.*

## PERCENTAGE OF CHILDREN PASSING THE PHONICS SCREENING CHECK



### Foundation Stage Results



Year	2018/2019	2020/2021
Percentage of children achieving a Good Level of Development	69%	74.%%